

# Drags

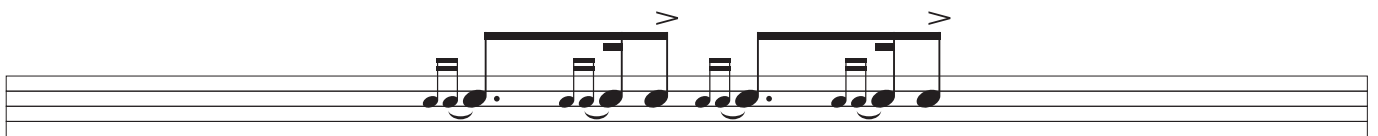
## SINGLE DRAG



Single Drag musical notation on a three-staff system. The first staff shows a right-hand drum (R) playing a quarter note. The second staff shows a left-hand drum (L) playing a quarter note. The third staff shows a right-hand drum (R) playing a quarter note. The fourth staff shows a left-hand drum (L) playing a quarter note. The notation includes a 'drag' symbol (a horizontal line with a vertical line at the end) and a 'ruff' symbol (a vertical line with a horizontal line at the end).

R    LLR   L    RRL

## DOUBLE DRAG



Double Drag musical notation on a three-staff system. The first staff shows a right-hand drum (R) playing a quarter note. The second staff shows a left-hand drum (L) playing a quarter note. The third staff shows a right-hand drum (R) playing a quarter note. The fourth staff shows a left-hand drum (L) playing a quarter note. The notation includes a 'drag' symbol (a horizontal line with a vertical line at the end) and a 'ruff' symbol (a vertical line with a horizontal line at the end).

LLR    LLR   L   RRL    RRL   R

## RUFF



Ruff musical notation on a three-staff system. The first staff shows a right-hand drum (R) playing a quarter note. The second staff shows a left-hand drum (L) playing a quarter note. The third staff shows a right-hand drum (R) playing a quarter note. The fourth staff shows a left-hand drum (L) playing a quarter note. The notation includes a 'ruff' symbol (a vertical line with a horizontal line at the end).

LLR    RRL    LLR    RRL


## DRAG PARADIDDLE 1



Drag Paradiddle 1 musical notation on a three-staff system. The first staff shows a right-hand drum (R) playing a quarter note. The second staff shows a left-hand drum (L) playing a quarter note. The third staff shows a right-hand drum (R) playing a quarter note. The fourth staff shows a left-hand drum (L) playing a quarter note. The notation includes a 'drag' symbol (a horizontal line with a vertical line at the end) and a 'ruff' symbol (a vertical line with a horizontal line at the end).

LLR   L   R   RRL   R   L   L

## DRAG PARADIDDLE 2



Drag Paradiddle 2 musical notation on a three-staff system. The first staff shows a right-hand drum (R) playing a quarter note. The second staff shows a left-hand drum (L) playing a quarter note. The third staff shows a right-hand drum (R) playing a quarter note. The fourth staff shows a left-hand drum (L) playing a quarter note. The notation includes a 'drag' symbol (a horizontal line with a vertical line at the end) and a 'ruff' symbol (a vertical line with a horizontal line at the end).

R   LLR   LLR   L   R   R   L   RRL   RRL   R   L   L

## RATATAP 1



Ratatap 1 musical notation on a three-staff system. The first staff shows a right-hand drum (R) playing a quarter note. The second staff shows a left-hand drum (L) playing a quarter note. The third staff shows a right-hand drum (R) playing a quarter note. The fourth staff shows a left-hand drum (L) playing a quarter note. The notation includes a 'ruff' symbol (a vertical line with a horizontal line at the end).

LLR   L   R   RRL   R   L


## RATATAP 2



Ratatap 2 musical notation on a three-staff system. The first staff shows a right-hand drum (R) playing a quarter note. The second staff shows a left-hand drum (L) playing a quarter note. The third staff shows a right-hand drum (R) playing a quarter note. The fourth staff shows a left-hand drum (L) playing a quarter note. The notation includes a 'ruff' symbol (a vertical line with a horizontal line at the end).

R   LLR   L   L   RRL   R


## SINGLE RATAMACUE



Single Ratamacue musical notation on a three-staff system. The first staff shows a right-hand drum (R) playing a quarter note. The second staff shows a left-hand drum (L) playing a quarter note. The third staff shows a right-hand drum (R) playing a quarter note. The fourth staff shows a left-hand drum (L) playing a quarter note. The notation includes a 'ruff' symbol (a vertical line with a horizontal line at the end) and a 'triple' symbol (a bracket with the number 3).

LLR   L   R   L    RRL   R   L   R

## TRIPLE RATAMACUE



Triple Ratamacue musical notation on a three-staff system. The first staff shows a right-hand drum (R) playing a quarter note. The second staff shows a left-hand drum (L) playing a quarter note. The third staff shows a right-hand drum (R) playing a quarter note. The fourth staff shows a left-hand drum (L) playing a quarter note. The notation includes a 'ruff' symbol (a vertical line with a horizontal line at the end) and a 'triple' symbol (a bracket with the number 3).

LLR   LLR   LLR   L   R   L    RRL   RRL   RRL   R   L   R